NATA LIGHTING CO.,LTD.
www.nata.cn
Email:info@nata.com
Tel:+86-750-3770000 Fax:+86-750-3771111
Address:380JinOu Road,GaoXin Zone,Jiang Men City,Guangdong,China

Nata

Client:
LumCAT: 3-2547-M
Luminaire: 92.70.129.00

Report No: 200916-B041	Voltage(V): 230.6000
Test No: 200916-C041	Current(A): 0.0900
LampCAT: LUMILEDS LUXEON 1208	Power (W): 19.8500
Lamp flux(lm): 2285.0	PF: 0.9540
Number of Lamps: 1	Ballast type: AC
Length(mm): 0	Width(mm): 0
Phm Type: C	Height(mm): 0

Photometric Results

Lumens(lm): 2196.03, Efficiency(%): 96.11% , Luminous Efficacy(lm/W): 110.63
Central intensity(cd): 5506.452, Maximum intensity(cd): 5506.452
Angle of maximum intensity: C=0.0 γ=0.0
Beam Angle(50%Imax): [C0/180]Total=34.6
[C90/270]Total=34.6
Field angle(10%Imax): [C0/180]Total=66.0
[C90/270]Total=66.0
Maximum s/h(1/2): C0_180=0.57 C90_270=0.57
Maximum s/h(1/4): C0_180=0.55 C90_270=0.55
Up flux rate of lamp(%): 0.00%
Down flux rate of lamp(%): 96.11%
Up flux rate of LUM(%): - -
Down flux rate of LUM(%): 100.00%
CIE Type : Direct lighting
Output flux ratio in π solid angle : 99.754%

Equipment: GMS 1800	Date: 2020/9/16	Operator: NT07
Temperature(°C): 25.0	Humidity(%): 60.0%	Distance(m): 6.81

Zonal flux distribution table

γ(°)	Average I(cd)	Zonal F(lm)	Sum F(lm)	Eff Flux(%)	Eff Sum(%)
0.0	5506.453	0.000	0	.000%	.000%
1.0	5501.116	5.267	5.267	.230%	.240%
2.0	5487.311	15.772	21.039	.690%	.958%
3.0	5454.597	26.169	47.208	1.145%	2.150%
4.0	5408.310	36.362	83.57	1.591%	3.805%
5.0	5351.466	46.288	129.858	2.026%	5.913%
6.0	5261.675	55.775	185.632	2.441%	8.453%
7.0	5166.664	64.729	250.361	2.833%	11.401%
8.0	5036.677	73.023	323.384	3.196%	14.726%
9.0	4880.008	80.369	403.754	3.517%	18.386%
10.0	4685.578	86.565	490.319	3.788%	22.328%
11.0	4471.368	91.497	581.815	4.004%	26.494%
12.0	4207.623	94.874	676.689	4.152%	30.814%
13.0	3940.398	96.696	773.386	4.232%	35.217%
14.0	3670.737	97.422	870.808	4.264%	39.654%
15.0	3407.108	97.168	967.975	4.252%	44.078%
16.0	3097.191	95.306	1063.281	4.171%	48.418%
17.0	2826.428	92.247	1155.528	4.037%	52.619%
18.0	2563.437	88.867	1244.395	3.889%	56.666%
19.0	2261.467	83.943	1328.339	3.674%	60.488%
20.0	2018.081	78.328	1406.666	3.428%	64.055%
21.0	1764.893	72.641	1479.307	3.179%	67.363%
22.0	1540.359	66.420	1545.728	2.907%	70.387%
23.0	1352.889	60.708	1606.436	2.657%	73.152%
24.0	1199.811	55.811	1662.247	2.443%	75.693%
25.0	1089.858	52.062	1714.309	2.278%	78.064%
26.0	1012.330	49.622	1763.931	2.172%	80.324%
27.0	944.801	47.882	1811.813	2.095%	82.504%
28.0	885.132	46.330	1858.143	2.028%	84.614%
29.0	847.006	45.318	1903.461	1.983%	86.677%
30.0	795.829	44.356	1947.817	1.941%	88.697%
31.0	721.566	42.227	1990.044	1.848%	90.620%
32.0	636.985	38.921	2028.965	1.703%	92.392%
33.0	549.387	34.951	2063.915	1.530%	93.984%
34.0	449.683	30.235	2094.15	1.323%	95.361%
35.0	363.234	25.246	2119.396	1.105%	96.510%
36.0	272.359	20.237	2139.634	.886%	97.432%
37.0	195.480	15.258	2154.892	.668%	98.127%

Zonal flux distribution table

γ(°)	Average I(cd)	Zonal F(lm)	Sum F(lm)	Eff Flux(%)	Eff Sum(%)
38.0	162.905	11.962	2166.854	.524%	98.672%
39.0	59.860	7.604	2174.458	.333%	99.018%
40.0	32.094	3.207	2177.665	.140%	99.164%
41.0	23.364	1.975	2179.64	.086%	99.254%
42.0	17.714	1.492	2181.132	.065%	99.322%
43.0	14.269	1.185	2182.317	.052%	99.376%
44.0	11.421	0.970	2183.287	.042%	99.420%
45.0	9.605	0.808	2184.095	.035%	99.457%
46.0	8.358	0.703	2184.797	.031%	99.489%
47.0	7.343	0.624	2185.422	.027%	99.517%
48.0	6.537	0.561	2185.983	.025%	99.543%
49.0	5.870	0.510	2186.492	.022%	99.566%
50.0	5.325	0.467	2186.959	.020%	99.587%
51.0	4.878	0.432	2187.391	.019%	99.607%
52.0	4.548	0.404	2187.795	.018%	99.625%
53.0	4.316	0.386	2188.181	.017%	99.643%
54.0	4.066	0.369	2188.55	.016%	99.659%
55.0	3.892	0.355	2188.906	.016%	99.676%
56.0	3.788	0.347	2189.253	.015%	99.691%
57.0	3.724	0.343	2189.596	.015%	99.707%
58.0	3.666	0.342	2189.938	.015%	99.723%
59.0	3.637	0.341	2190.279	.015%	99.738%
60.0	3.579	0.341	2190.62	.015%	99.754%
61.0	3.538	0.340	2190.96	.015%	99.769%
62.0	3.457	0.337	2191.297	.015%	99.785%
63.0	3.399	0.333	2191.63	.015%	99.800%
64.0	3.295	0.328	2191.959	.014%	99.815%
65.0	3.242	0.324	2192.282	.014%	99.829%
66.0	3.103	0.317	2192.599	.014%	99.844%
67.0	2.976	0.306	2192.904	.013%	99.858%
68.0	2.836	0.294	2193.199	.013%	99.871%
69.0	2.697	0.282	2193.481	.012%	99.884%
70.0	2.483	0.266	2193.747	.012%	99.896%
71.0	2.216	0.243	2193.99	.011%	99.907%
72.0	2.007	0.220	2194.21	.010%	99.917%
73.0	1.781	0.198	2194.408	.009%	99.926%
74.0	1.572	0.176	2194.584	.008%	99.934%
75.0	1.351	0.154	2194.738	.007%	99.941%

Zonal flux distribution table

γ(°)	Average I(cd)	Zonal F(lm)	Sum F(lm)	Eff Flux(%)	Eff Sum(%)
76.0	1.125	0.131	2194.87	.006%	99.947%
77.0	1.009	0.114	2194.984	.005%	99.952%
78.0	0.945	0.105	2195.088	.005%	99.957%
79.0	0.882	0.098	2195.186	.004%	99.962%
80.0	0.853	0.094	2195.28	.004%	99.966%
81.0	0.777	0.088	2195.368	.004%	99.970%
82.0	0.766	0.084	2195.452	.004%	99.974%
83.0	0.731	0.081	2195.533	.004%	99.977%
84.0	0.696	0.078	2195.611	.003%	99.981%
85.0	0.673	0.075	2195.686	.003%	99.984%
86.0	0.661	0.073	2195.759	.003%	99.988%
87.0	0.655	0.072	2195.831	.003%	99.991%
88.0	0.621	0.070	2195.9	.003%	99.994%
89.0	0.580	0.066	2195.966	.003%	99.997%
90.0	0.545	0.062	2196.028	.003%	100.000%

Zonal flux distribution table

ZONAL LUMEN SUMMARY

Zone	Lumens	%Lamp	%Fixt
0-30	1947.82	85.24%	88.70%
0-40	2177.67	95.30%	99.16%
0-60	2190.62	95.87%	99.75%
0-90	2195.97	96.10%	100.00%
0-120	2195.97	96.10%	100.00%
0-180	2196.03	96.11%	100.00%
60-90	5.69	0.25%	0.26%
90-120	0.00	0.00%	0.00%
90-130	0.00	0.00%	0.00%
90-150	0.00	0.00%	0.00%
90-180	0.00	0.00%	0.00%
0-25.86	1756.82	76.89%	80.00%

ZONAL LUMEN SUMMARY

0-10	490.32
10-20	916.35
20-30	541.15
30-40	229.85
40-50	9.29
50-60	3.66
60-70	3.13
70-80	1.53
80-90	0.69
90-100	0.00
100-110	0.00
110-120	0.00
120-130	0.00
130-140	0.00
140-150	0.00
150-160	0.00
160-170	0.00
170-180	0.00

Light Distribution Curve [Unit:cd]

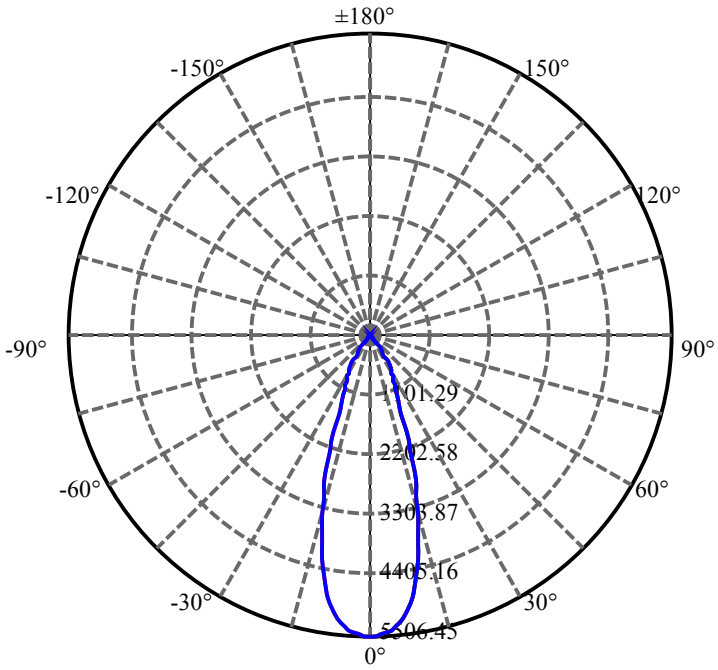

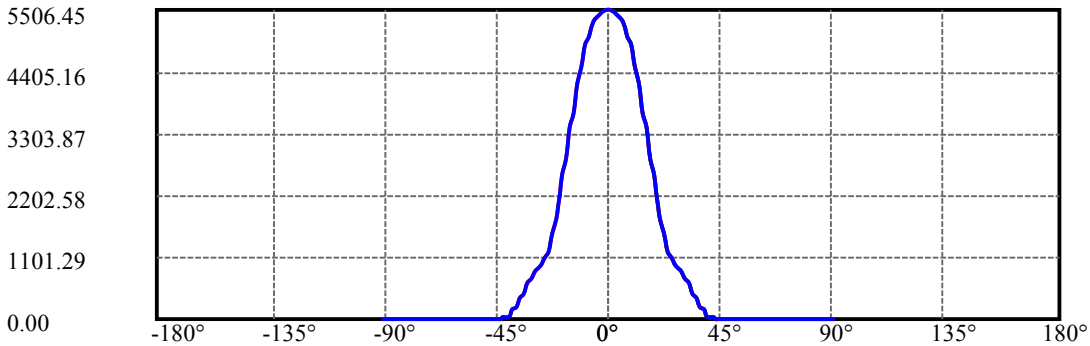

C0(Max):

C0/C180:

C90/C270:

Field angle(10%Imax):C0/180Left:33.0 Right:33.0
:C90/270Left:33.0 Right:33.0

Beam Angle(50%Imax):C0/180Left:17.3 Right:17.3
:C90/270Left:17.3 Right:17.3

Lux distance Curve

Illuminance at a Distance

	Center Beam LUX	Beam Width V	Beam Width H
2m	1376.61 LUX	1.2m	1.2m
4m	344.15 LUX	2.5m	2.5m
6m	152.96 LUX	3.7m	3.7m
8m	86.04 LUX	5.0m	5.0m
10m	55.06 LUX	6.2m	6.2m
12m	38.24 LUX	7.5m	7.5m

Vert.Spread:34.6 Horiz.Spread:34.6

ISO-Intensity(V-H)

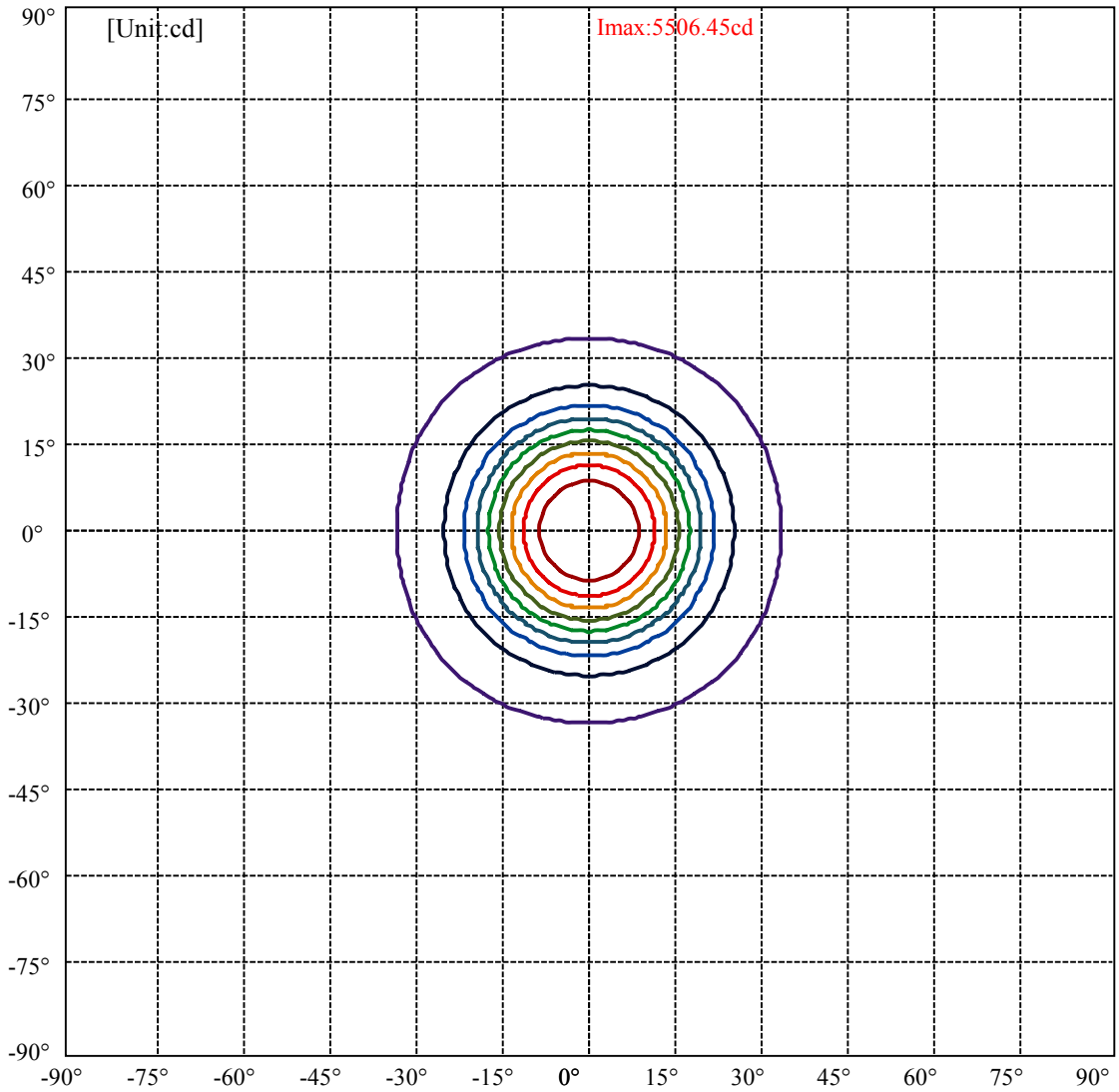

(10%Imax) 550.645
(20%Imax) 1101.29
(30%Imax) 1651.94
(40%Imax) 2202.58
(50%Imax) 2753.23
(60%Imax) 3303.87
(70%Imax) 3854.52
(80%Imax) 4405.16
(90%Imax) 4955.81

Equipment: GMS 1800 Date: 2020/9/16 Operator: NT07
Temperature(°C): 25.0 Humidity(%): 60.0% Distance(m): 6.81

ISO candela diagram on circular web

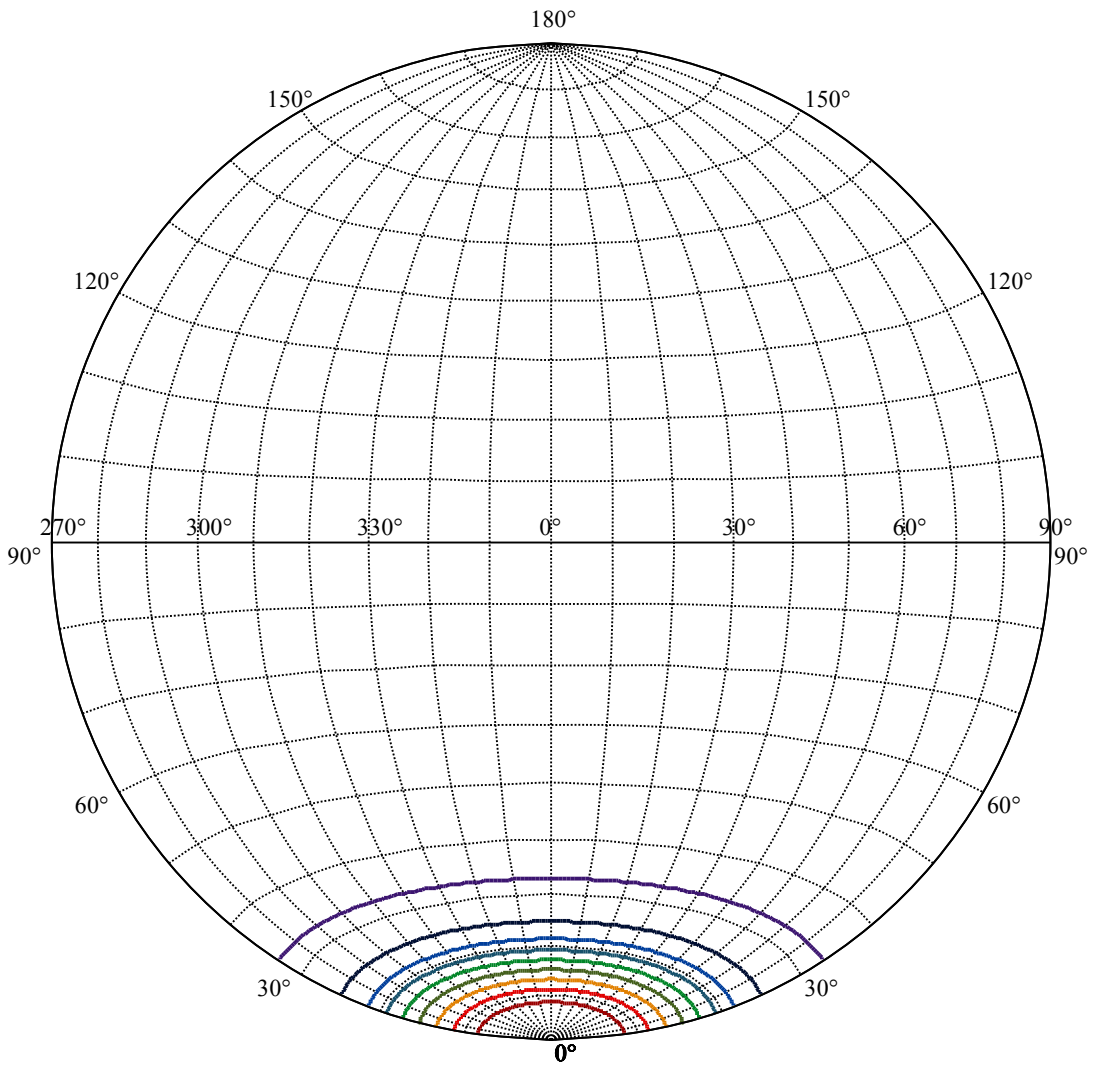

House [Unit:cd] Road

Imax:5506.45

(10%Imax) 550.645
(20%Imax) 1101.29
(30%Imax) 1651.94
(40%Imax) 2202.58
(50%Imax) 2753.23
(60%Imax) 3303.87
(70%Imax) 3854.52
(80%Imax) 4405.16
(90%Imax) 4955.81

ISO illuminance diagram

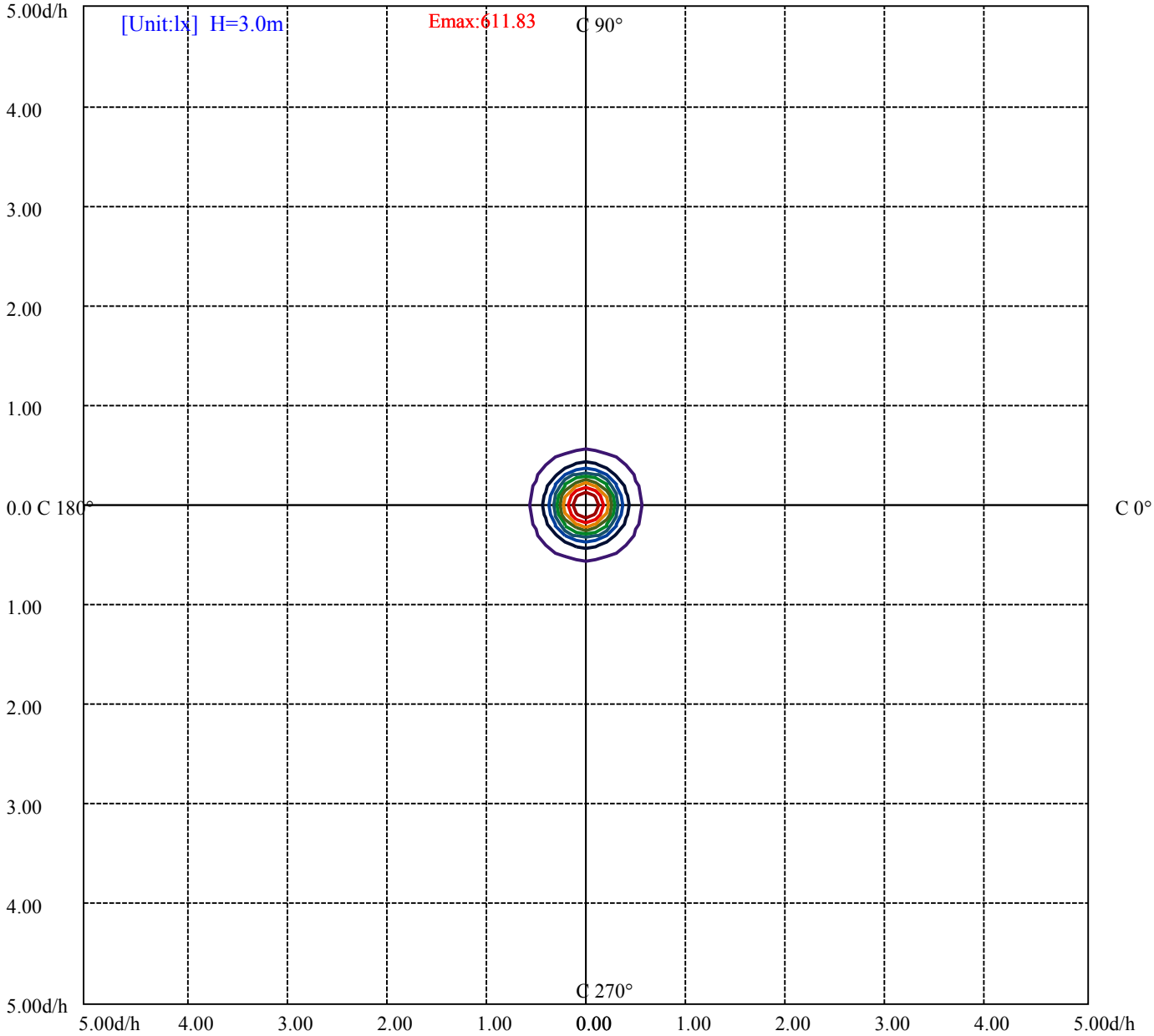

(10%Emax) 61.18278
(20%Emax) 122.3656
(30%Emax) 183.5489
(40%Emax) 244.7311
(50%Emax) 305.9144
(60%Emax) 367.0967
(70%Emax) 428.28
(80%Emax) 489.4622
(90%Emax) 550.6456

Equipment: GMS 1800
Temperature(°C): 25.0

Date: 2020/9/16
Humidity(%): 60.0%

Operator: NT07
Distance(m): 6.81

Space ISO Lux diagram

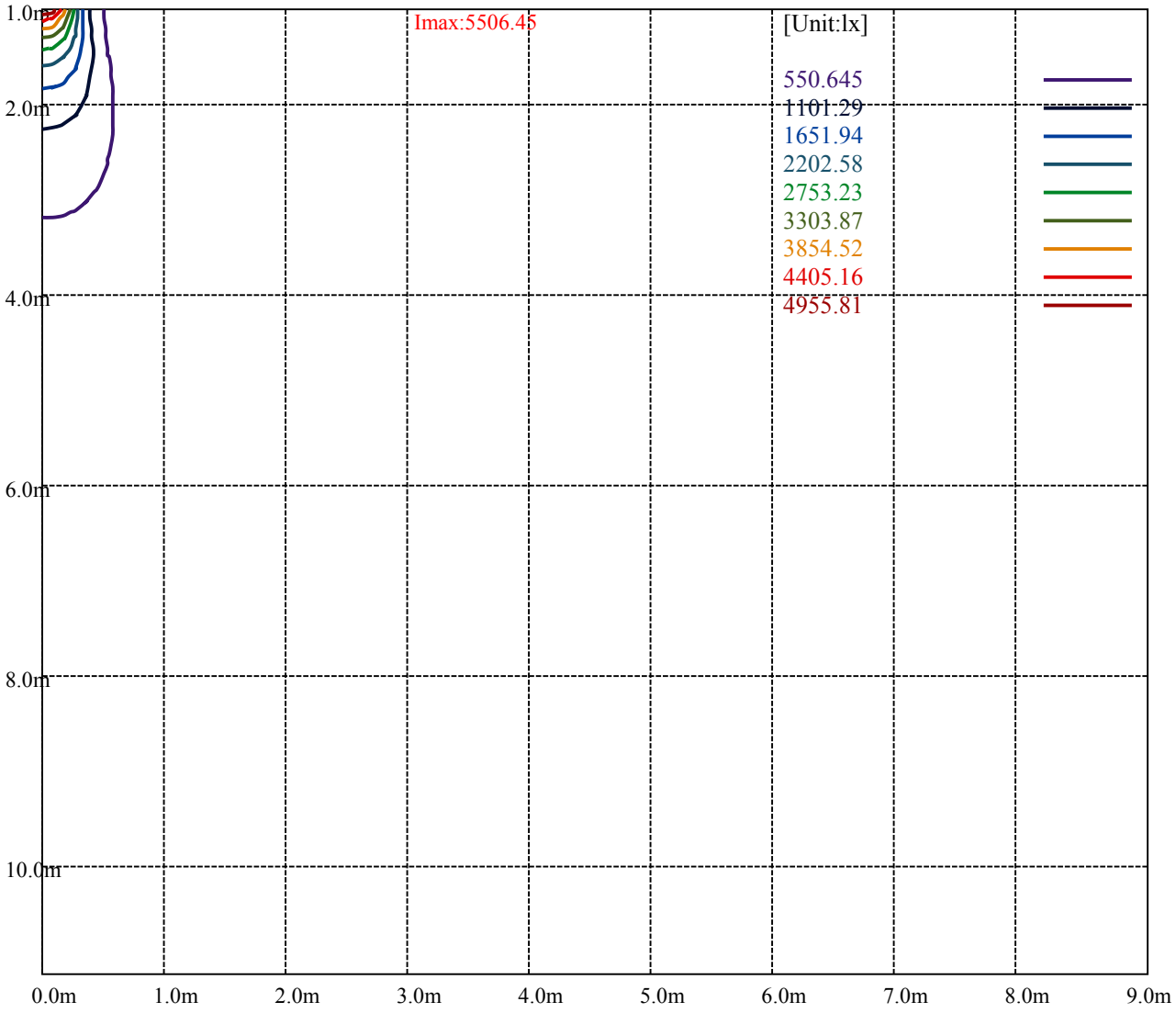

Equipment: GMS 1800 Date: 2020/9/16 Operator: NT07
Temperature(°C): 25.0 Humidity(%): 60.0% Distance(m): 6.81

Luminance Limitting Curve(no luminous side)

Luminance Table

γ	45	50	55	60	65	70	75	80	85
C0	0	0	0	0	0	0	0	0	0
C45	0	0	0	0	0	0	0	0	0
C90	0	0	0	0	0	0	0	0	0

L(Hor)(65)	L(Ver)(65)	L45(65)	L(Hor)(75)	L(Ver)(75)	L45(75)	L(Hor)(85)	L(Ver)(85)	L45(85)
0	0	0	0	0	0	0	0	0

Glare Table

Glare	Quality	Service Values Illuminance(lx)							
1.15	A	2000	1000	500	<=300				
1.5	B		2000	1000	500	<=300			
1.85	C			2000	1000	500	<=300		
2.2	D				2000	1000	500	<=300	
2.55	E					2000	1000	500	<=300
		a	b	c	d	e	f	g	h

Luminance Limitting Curve

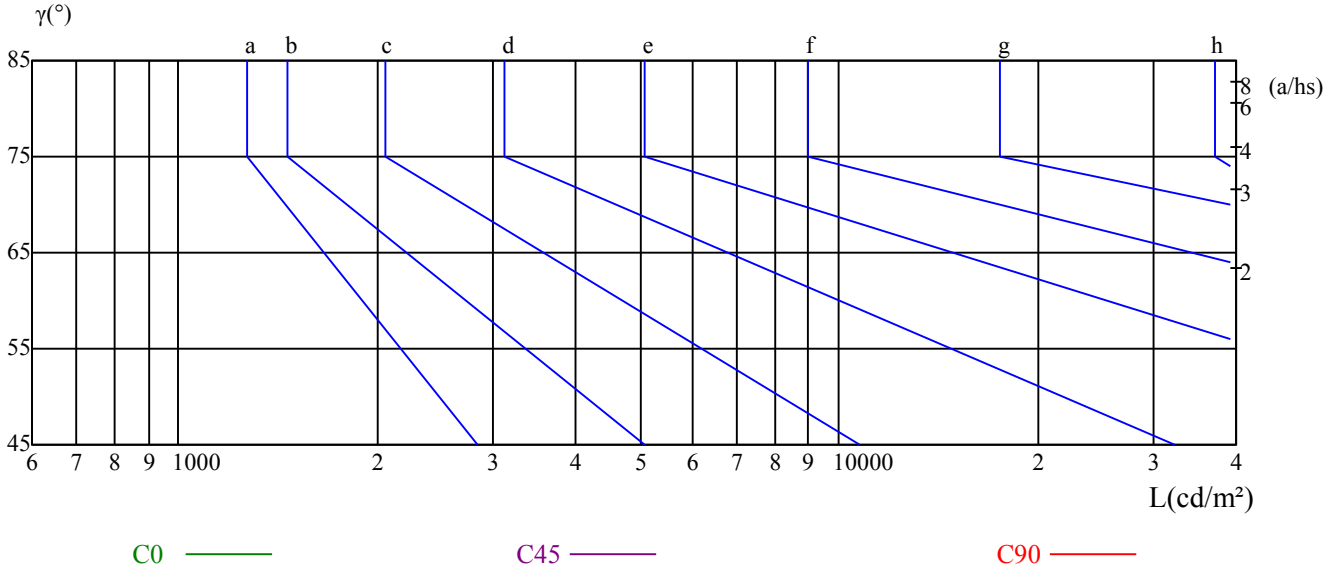

Illumination assessment according UGR											
Rf of Ceiling		70	70	50	50	30	70	70	50	50	30
Rf of Wall		50	30	50	30	30	50	30	50	30	30
Rf of Floor		20	20	20	20	20	20	20	20	20	20
Room dimensions		Viewed crosswise					Viewed endwise				
X	Y										
2H	2H	非数字	非数字	非数字	非数字	非数字	非数字	非数字	非数字	非数字	非数字
	3H	非数字	非数字	非数字	非数字	非数字	非数字	非数字	非数字	非数字	非数字
	4H	非数字	非数字	非数字	非数字	非数字	非数字	非数字	非数字	非数字	非数字
	6H	非数字	非数字	非数字	非数字	非数字	非数字	非数字	非数字	非数字	非数字
	8H	非数字	非数字	非数字	非数字	非数字	非数字	非数字	非数字	非数字	非数字
	12H	非数字	非数字	非数字	非数字	非数字	非数字	非数字	非数字	非数字	非数字
4H	2H	非数字	非数字	非数字	非数字	非数字	非数字	非数字	非数字	非数字	非数字
	3H	非数字	非数字	非数字	非数字	非数字	非数字	非数字	非数字	非数字	非数字
	4H	非数字	非数字	非数字	非数字	非数字	非数字	非数字	非数字	非数字	非数字
	6H	非数字	非数字	非数字	非数字	非数字	非数字	非数字	非数字	非数字	非数字
	8H	非数字	非数字	非数字	非数字	非数字	非数字	非数字	非数字	非数字	非数字
	12H	非数字	非数字	非数字	非数字	非数字	非数字	非数字	非数字	非数字	非数字
8H	4H	非数字	非数字	非数字	非数字	非数字	非数字	非数字	非数字	非数字	非数字
	6H	非数字	非数字	非数字	非数字	非数字	非数字	非数字	非数字	非数字	非数字
	8H	非数字	非数字	非数字	非数字	非数字	非数字	非数字	非数字	非数字	非数字
	12H	非数字	非数字	非数字	非数字	非数字	非数字	非数字	非数字	非数字	非数字
12H	4H	非数字	非数字	非数字	非数字	非数字	非数字	非数字	非数字	非数字	非数字
	6H	非数字	非数字	非数字	非数字	非数字	非数字	非数字	非数字	非数字	非数字
	8H	非数字	非数字	非数字	非数字	非数字	非数字	非数字	非数字	非数字	非数字
Variation with the observer position at spacings:											
S = 1.0H		非数字/非数字					非数字/非数字				
S = 1.5H		非数字/非数字					非数字/非数字				
S = 2.0H		非数字/非数字					非数字/非数字				
Standard tables:		BK0					BK0				
Uncorrected UGR		负无穷大					负无穷大				

UGR calculation is based on CIE Publ. 117 ,S/H = 0.25

Budgetary Estimate Table

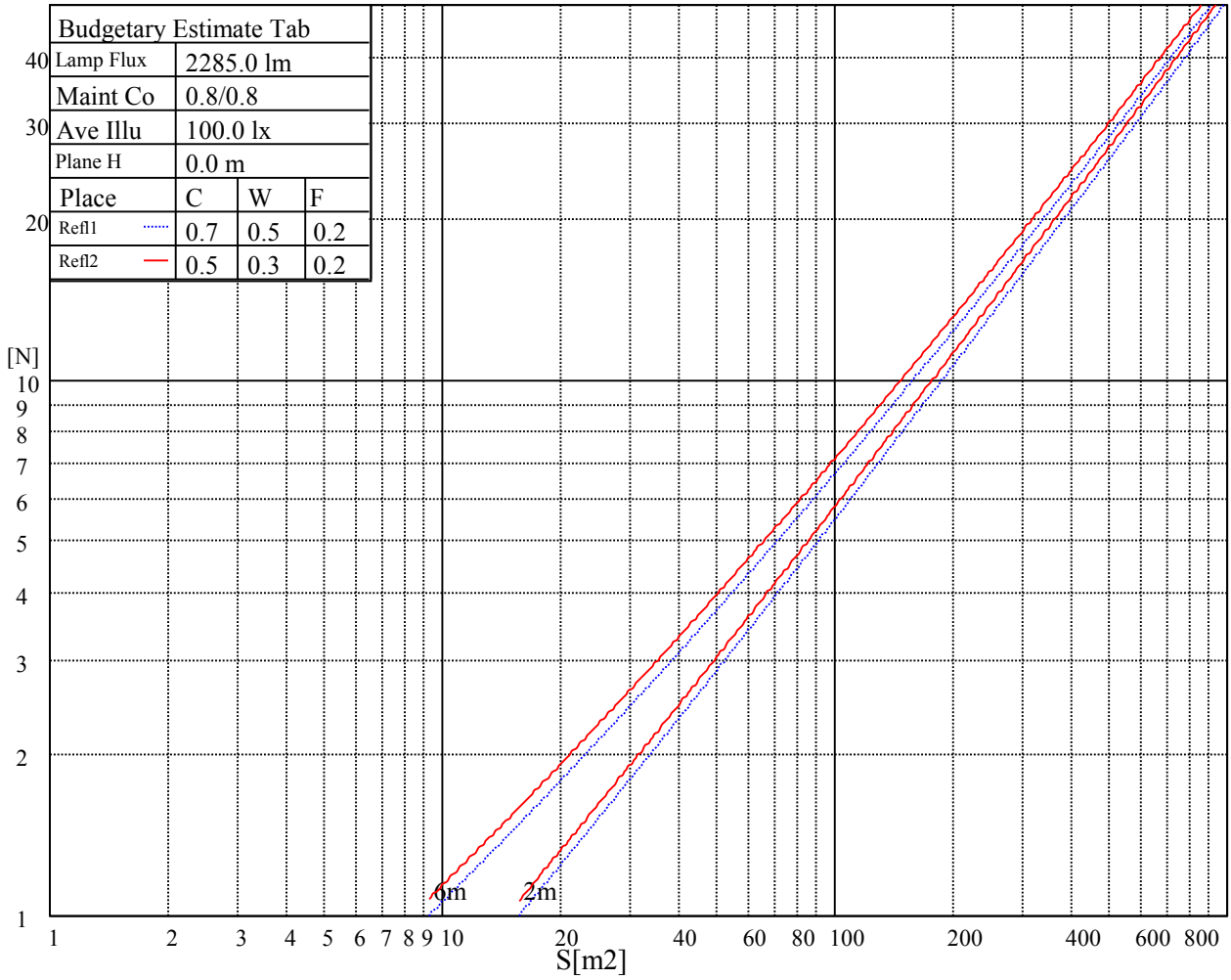

Utilization factor table for indoor luminaire

RHOCC	80			70			50			30			10			0
RHOW	50	30	10	50	30	10	50	30	10	50	30	10	50	30	10	0
RCR	COEFFCIENTS OF UTILIZATION RHOFC=20 CU															
0	1.14	1.14	1.14	1.12	1.12	1.12	1.07	1.07	1.07	1.02	1.02	1.02	0.98	0.98	0.98	0.96
1	1.08	1.06	1.04	1.06	1.04	1.02	1.02	1.00	0.99	0.98	0.97	0.96	0.95	0.94	0.93	0.92
2	1.02	0.99	0.96	1.00	0.97	0.95	0.97	0.95	0.93	0.94	0.93	0.91	0.92	0.90	0.89	0.88
3	0.97	0.93	0.90	0.95	0.92	0.89	0.93	0.90	0.87	0.91	0.88	0.86	0.89	0.87	0.85	0.83
4	0.92	0.88	0.84	0.91	0.87	0.84	0.89	0.86	0.83	0.87	0.84	0.82	0.85	0.83	0.81	0.80
5	0.88	0.83	0.80	0.87	0.83	0.79	0.85	0.82	0.79	0.84	0.81	0.78	0.82	0.80	0.77	0.76
6	0.84	0.79	0.76	0.83	0.79	0.76	0.82	0.78	0.75	0.81	0.77	0.75	0.79	0.76	0.74	0.73
7	0.80	0.76	0.72	0.80	0.75	0.72	0.79	0.75	0.72	0.78	0.74	0.71	0.77	0.73	0.71	0.70
8	0.77	0.72	0.69	0.76	0.72	0.69	0.76	0.72	0.69	0.75	0.71	0.69	0.74	0.71	0.68	0.67
9	0.74	0.69	0.66	0.74	0.69	0.66	0.73	0.69	0.66	0.72	0.68	0.66	0.71	0.68	0.66	0.65
10	0.71	0.67	0.64	0.71	0.67	0.64	0.70	0.66	0.63	0.69	0.66	0.63	0.69	0.66	0.63	0.62

Coefficient Utilization Curve

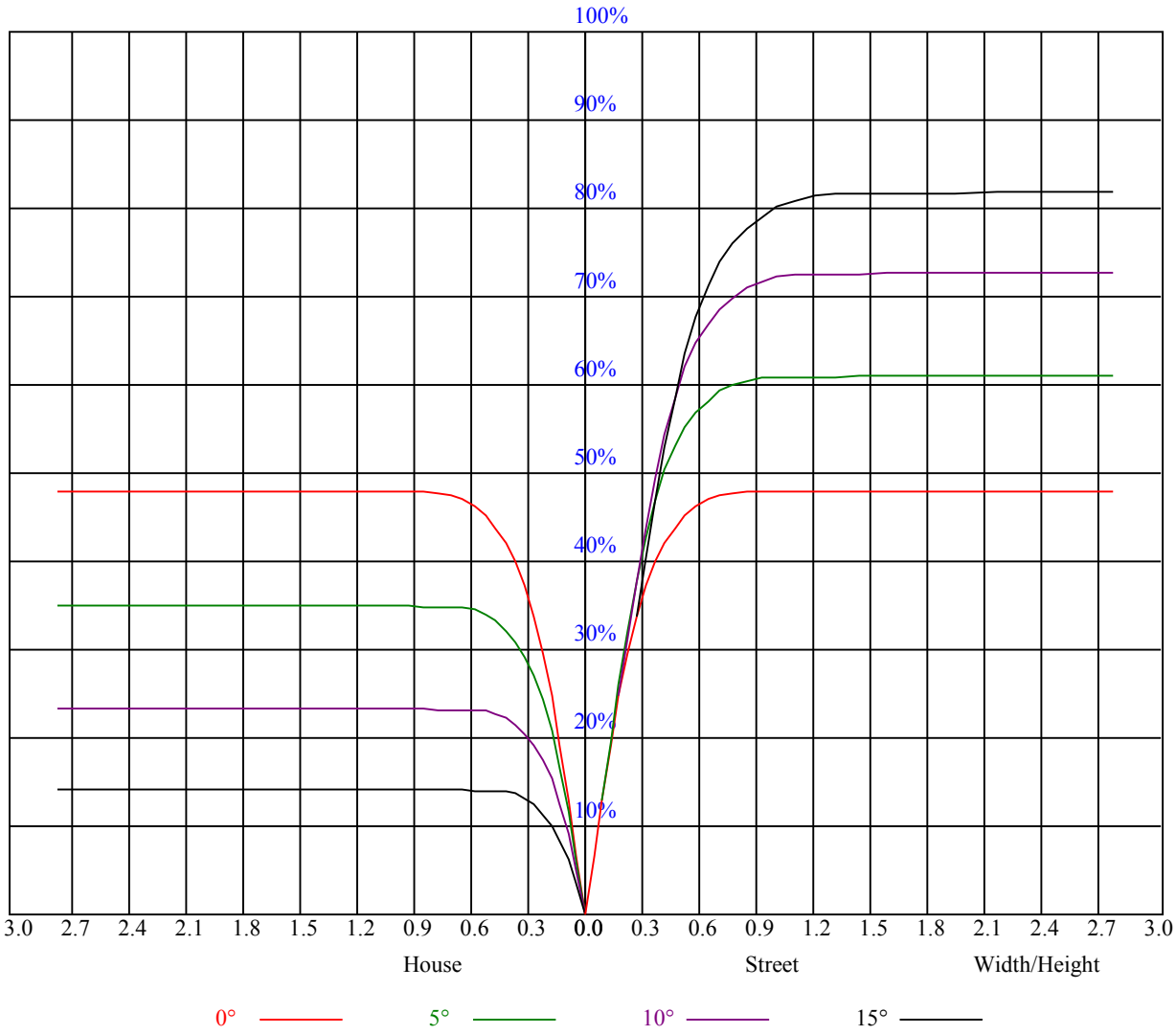

Equipment: GMS 1800
Temperature(°C): 25.0

Date: 2020/9/16
Humidity(%): 60.0%

Operator: NT07
Distance(m): 6.81

LCS Graph

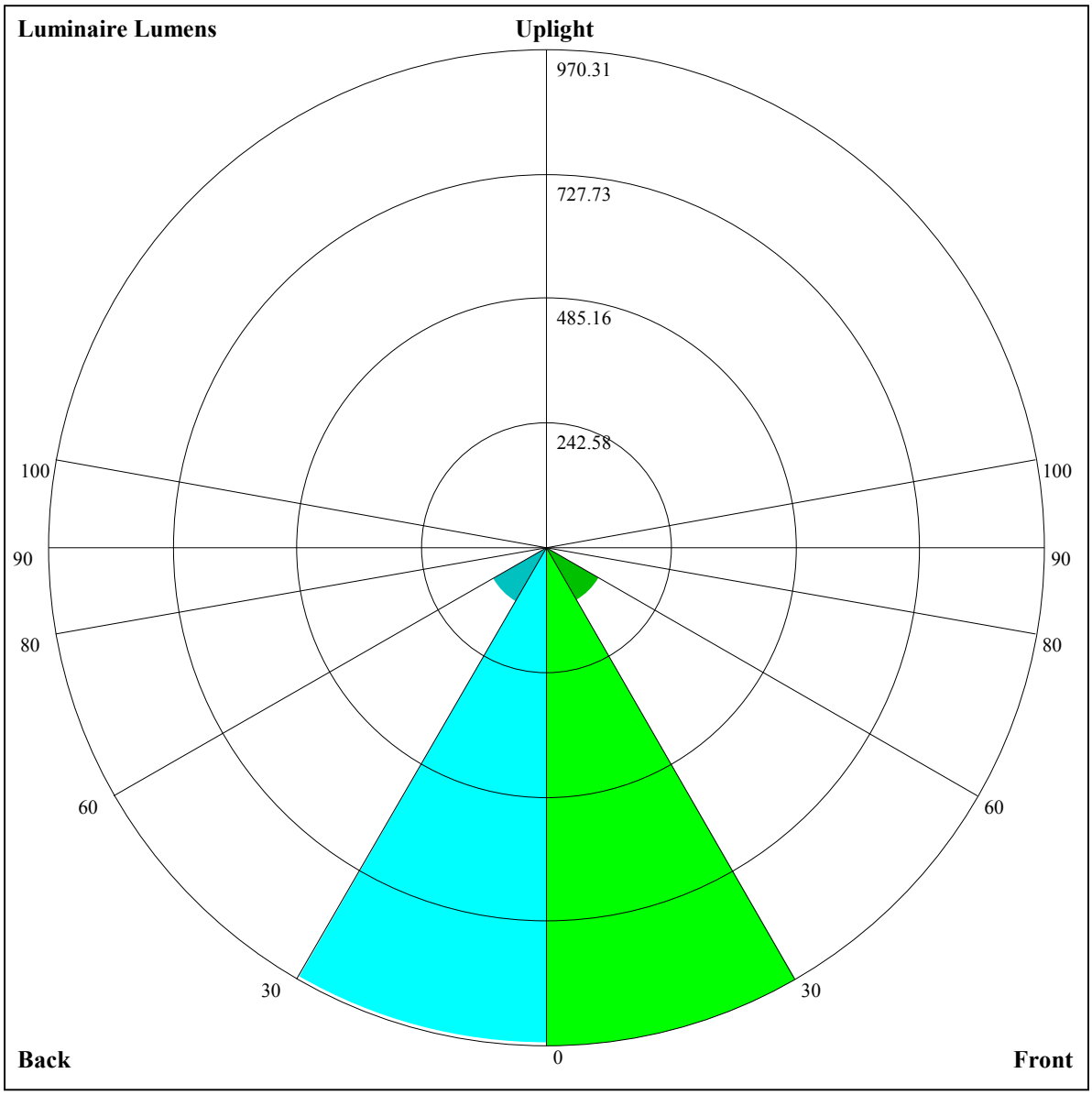

Luminaire Lumens:

FL=970.31,FM=119.68,FH=2.29,FVH=0.39

BL=964.84,BM=122.16,BH=2.22,BVH=0.36

UL=0.59,UH=2.83

BUG Rating:B2-U1-G0

Intensity data(cd)

C/γ(°)	0.0	1.0	2.0	3.0	4.0	5.0	6.0	7.0	8.0
0.0	5504.60	5480.93	5450.77	5397.40	5328.26	5236.39	5125.48	4990.91	4816.90
45.0	5515.27	5495.32	5483.25	5431.74	5371.42	5332.90	5208.54	5152.40	5037.32
90.0	5496.71	5469.79	5431.74	5373.28	5316.66	5239.63	5153.79	5042.88	4904.14
135.0	5509.24	5501.81	5486.04	5465.62	5422.46	5363.07	5295.78	5198.33	5082.33
180.0	5504.60	5514.34	5518.52	5494.39	5470.72	5432.21	5358.89	5269.33	5170.49
225.0	5515.27	5522.69	5514.34	5491.14	5452.62	5389.05	5295.78	5183.49	5028.96
270.0	5496.71	5514.34	5523.62	5518.05	5488.82	5468.87	5396.94	5354.71	5262.37
315.0	5509.24	5509.70	5490.21	5465.15	5415.50	5349.61	5258.19	5141.26	4990.91
360.0	5504.60	5480.93	5450.77	5397.40	5328.26	5236.39	5125.48	4990.91	4816.90

C/γ(°)	9.0	10.0	11.0	12.0	13.0	14.0	15.0	16.0	17.0
0.0	4626.65	4407.62	4173.28	3926.88	3677.23	3421.09	3272.13	2926.89	2677.24
45.0	4905.07	4738.48	4556.58	4351.94	4125.03	3886.05	3635.47	3386.75	3126.89
90.0	4738.01	4534.30	4306.46	4042.43	3768.18	3468.88	3233.62	2866.10	2557.06
135.0	4960.29	4783.95	4558.43	4307.85	4048.00	3766.33	3479.09	3189.53	2908.33
180.0	5021.54	4834.07	4612.72	4357.51	4088.83	3796.49	3503.68	3210.42	2925.50
225.0	4841.49	4614.12	4345.44	4063.77	3759.37	3452.64	3265.64	2831.76	2655.90
270.0	5136.62	4973.28	4762.61	4514.81	4223.86	3907.39	3583.96	3259.14	2921.79
315.0	4810.40	4598.80	4455.42	4095.79	3832.68	3667.02	3283.27	3106.94	2838.72
360.0	4626.65	4407.62	4173.28	3926.88	3677.23	3421.09	3272.13	2926.89	2677.24

C/γ(°)	18.0	19.0	20.0	21.0	22.0	23.0	24.0	25.0	26.0
0.0	2530.61	2198.36	2056.83	1829.92	1628.99	1458.69	1325.05	1219.71	1130.15
45.0	2865.64	2606.71	2338.03	2067.97	1809.03	1577.48	1384.91	1232.70	1134.33
90.0	2311.58	2013.21	1726.44	1471.68	1255.91	1094.42	909.23	909.23	850.57
135.0	2630.37	2361.70	2096.27	1841.05	1611.36	1416.00	1261.47	1142.68	1050.34
180.0	2651.72	2382.58	2129.68	1887.92	1674.00	1487.92	1344.54	1233.17	1175.16
225.0	2358.45	1962.17	1804.86	1565.88	1366.35	1205.33	1087.93	912.24	912.24
270.0	2598.36	2283.28	1982.12	1694.42	1440.59	1233.17	1075.86	968.67	921.34
315.0	2560.77	2283.74	2010.42	1760.31	1536.65	1350.11	1209.50	1100.46	924.49
360.0	2530.61	2198.36	2056.83	1829.92	1628.99	1458.69	1325.05	1219.71	1130.15

C/γ(°)	27.0	28.0	29.0	30.0	31.0	32.0	33.0	34.0	35.0
0.0	1053.59	900.50	900.50	846.30	748.90	666.91	563.52	459.44	357.91
45.0	1036.88	945.47	895.35	842.92	779.34	695.82	604.87	508.35	410.44
90.0	809.46	772.15	742.78	690.48	615.08	529.93	477.54	354.29	299.67
135.0	977.49	918.09	867.05	839.20	771.92	648.95	593.73	496.28	398.37
180.0	1069.83	1003.01	969.60	914.38	837.81	747.33	646.63	543.15	441.53
225.0	868.21	825.33	772.01	699.67	613.17	558.79	431.83	338.65	283.99
270.0	842.92	816.47	780.74	752.89	710.20	642.92	566.82	483.29	396.98
315.0	900.04	900.04	848.02	780.78	696.10	605.24	510.16	414.01	316.98
360.0	1053.59	900.50	900.50	846.30	748.90	666.91	563.52	459.44	357.91

C/γ(°)	36.0	37.0	38.0	39.0	40.0	41.0	42.0	43.0	44.0
0.0	262.50	176.75	106.36	61.90	45.29	36.98	29.19	23.99	19.91
45.0	317.63	229.93	229.93	82.13	38.19	25.99	17.63	14.66	11.09
90.0	216.33	141.95	78.93	31.97	15.68	12.30	8.63	6.45	5.29
135.0	304.64	252.67	252.67	76.80	36.15	24.13	18.84	14.01	11.37
180.0	343.15	253.59	253.59	101.53	57.86	44.50	36.61	30.86	25.89
225.0	197.63	121.39	61.86	24.59	16.71	12.44	8.72	7.01	5.71
270.0	310.21	240.60	240.60	63.15	23.80	12.95	9.56	7.33	4.45
315.0	226.77	146.96	79.30	36.80	23.06	17.63	12.53	9.84	7.66
360.0	262.50	176.75	106.36	61.90	45.29	36.98	29.19	23.99	19.91

Intensity data(cd)

C/γ(°)	45.0	46.0	47.0	48.0	49.0	50.0	51.0	52.0	53.0
0.0	17.12	14.80	12.81	11.18	9.88	8.82	7.93	7.19	6.87
45.0	9.33	7.84	7.05	6.50	6.13	5.80	5.52	5.29	5.20
90.0	4.41	3.90	3.48	3.11	2.78	2.60	2.64	2.74	2.83
135.0	9.51	7.80	6.73	6.03	5.24	4.73	4.22	3.81	3.53
180.0	21.44	19.16	16.80	14.76	13.04	11.65	10.39	9.37	8.54
225.0	5.06	4.45	4.04	3.71	3.39	3.11	2.97	2.83	2.74
270.0	3.43	3.20	2.92	2.69	2.46	2.27	2.13	2.04	1.95
315.0	6.54	5.71	4.92	4.32	4.04	3.62	3.20	3.11	2.88
360.0	17.12	14.80	12.81	11.18	9.88	8.82	7.93	7.19	6.87

C/γ(°)	54.0	55.0	56.0	57.0	58.0	59.0	60.0	61.0	62.0
0.0	6.17	5.85	5.66	5.48	5.20	5.06	4.92	4.83	4.69
45.0	5.10	5.01	4.92	4.97	4.97	4.97	4.83	4.73	4.64
90.0	2.92	3.06	3.20	3.34	3.53	3.62	3.71	3.81	3.71
135.0	3.39	3.16	3.06	3.02	3.11	3.16	3.20	3.20	3.34
180.0	7.84	7.19	6.68	6.36	6.03	5.75	5.48	5.24	5.01
225.0	2.55	2.51	2.46	2.46	2.46	2.46	2.41	2.51	2.46
270.0	1.86	1.76	1.76	1.72	1.62	1.62	1.67	1.62	1.58
315.0	2.69	2.60	2.55	2.46	2.41	2.46	2.41	2.37	2.23
360.0	6.17	5.85	5.66	5.48	5.20	5.06	4.92	4.83	4.69

C/γ(°)	63.0	64.0	65.0	66.0	67.0	68.0	69.0	70.0	71.0
0.0	4.59	4.50	4.36	4.13	3.90	3.62	3.34	2.97	2.55
45.0	4.59	4.45	4.36	4.18	4.04	3.85	3.53	3.25	2.97
90.0	3.67	3.53	3.43	3.34	3.16	2.97	2.83	2.60	2.27
135.0	3.39	3.43	3.43	3.34	3.34	3.25	3.20	3.06	2.78
180.0	4.78	4.59	4.50	4.22	3.90	3.76	3.39	3.16	2.88
225.0	2.46	2.46	2.51	2.41	2.18	1.95	1.62	1.25	1.02
270.0	1.67	1.62	1.72	1.67	1.72	1.67	1.72	1.62	1.53
315.0	2.04	1.76	1.62	1.53	1.58	1.62	1.95	1.95	1.72
360.0	4.59	4.50	4.36	4.13	3.90	3.62	3.34	2.97	2.55

C/γ(°)	72.0	73.0	74.0	75.0	76.0	77.0	78.0	79.0	80.0
0.0	2.27	2.00	1.81	1.35	1.11	1.11	1.07	1.02	0.97
45.0	2.69	2.27	2.04	1.86	1.58	1.30	1.16	1.16	1.07
90.0	1.95	1.67	1.44	1.30	1.02	0.93	0.93	0.84	0.84
135.0	2.46	2.13	1.90	1.58	1.25	1.11	1.02	0.93	0.88
180.0	2.55	2.18	1.86	1.67	1.35	1.07	0.97	0.93	0.93
225.0	1.11	1.16	1.02	0.88	0.79	0.79	0.74	0.70	0.65
270.0	1.48	1.39	1.25	1.11	0.97	0.84	0.79	0.70	0.74
315.0	1.53	1.44	1.25	1.07	0.93	0.93	0.88	0.79	0.74
360.0	2.27	2.00	1.81	1.35	1.11	1.11	1.07	1.02	0.97

C/γ(°)	81.0	82.0	83.0	84.0	85.0	86.0	87.0	88.0	89.0
0.0	0.84	0.84	0.79	0.74	0.70	0.65	0.65	0.56	0.56
45.0	0.93	0.93	0.88	0.84	0.79	0.84	0.74	0.74	0.70
90.0	0.70	0.79	0.74	0.65	0.70	0.65	0.70	0.70	0.56
135.0	0.84	0.88	0.79	0.79	0.74	0.74	0.79	0.74	0.65
180.0	0.79	0.74	0.70	0.74	0.70	0.65	0.60	0.60	0.65
225.0	0.65	0.56	0.56	0.51	0.51	0.51	0.56	0.51	0.51
270.0	0.70	0.60	0.65	0.65	0.56	0.56	0.51	0.56	0.51
315.0	0.79	0.79	0.74	0.65	0.70	0.70	0.70	0.56	0.51
360.0	0.84	0.84	0.79	0.74	0.70	0.65	0.65	0.56	0.56

Intensity data(cd)

C/γ(°)	90.0
0.0	0.56
45.0	0.65
90.0	0.60
135.0	0.56
180.0	0.51
225.0	0.42
270.0	0.46
315.0	0.60
360.0	0.56